

LOCAL UNION #477, IBEW - SOUTHERN SIERRAS CHAPTER, NECA  
 San Bernardino County, California  
Intelligent Transportation Systems – June 1, 2020 – May 30, 2021

S C IBEW-NECA  
 TRUST FUNDS

2020 MAY -8 AM 11:53

**WAGES:**

CLASSIFICATION:	<u>6/1/2020</u>
GENERAL FOREMAN (1.226 x Journeyman T.S.E. Wireman Rate)	\$53.02
FOREMAN (1.113 x Journeyman T.S.E. Wireman Rate)	48.14
JOURNEYMAN T.S.E.	43.25
JOURNEYMAN T.S.E. while acting as Cable Splicer (Journeyman T.S.E. Wireman's rate plus \$1.50)	44.75
*JOURNEYMAN T.S.E. WHEN WELDING (Journeyman T.S.E. rate plus \$1.50)	44.75
Transportation Systems Technician (.75 x Journeyman T.S.E. Wireman's Rate)	32.44

**ZONE PAY:**

**Zone (A)** - 80 road miles from San Bernardino City Hall, 290 N. "D" St., San Bernardino, will be a free zone for all contractors.


**Zone (B)** - Any work performed outside Zone (A)'s 80 road miles, shall add \$15.00 per hour to the Journeyman wage rate and an additional \$0.10 an hour to the E&T as well as an additional \$0.10 an hour to the LMCC.  
 (Any work performed in Inyo & Mono Counties is Zone "B")


**EMPLOYER CONTRIBUTIONS:**

EDUCATION AND TRAINING TRUST:	.98
DEFINED BENEFIT:	8.09
DEFINED CONTRIBUTION:	5.20
HEALTH AND WELFARE:	10.76
NATIONAL ELECTRICAL BENEFIT FUND (NEBF):	Three percent (3%) of Gross Labor payroll
NATIONAL ELECTRICAL INDUSTRY FUND (NEIF):	One percent (1%) of Gross Labor Payroll (NECA Members only)
*LABOR MANAGEMENT COOPERATION COMMITTEE FUND (LMCC):	.38 Employee deduction .05
ADMINISTRATIVE MAINTENANCE FUND (AMF):	(.5) Five-tenths of one percent (1%) of Gross Labor Payroll

**EMPLOYEE DEDUCTIONS:**

UNION WORKING DUES	5%
--------------------	----

  
 Jason Eshelman, Business Manager  
 Local Union 477, IBEW

  
 David A. Shankle, Executive Vice President  
 Southern Sierras Chapter, NECA

\*T.S.E. = Transportation Systems Electrician

**\*APPRENTICE CLASSIFICATION\***

**TRAFFIC**

**Local # 477**

**June 1, 2020 – May 30, 2021**

%	Wage	NEBF	AMF	E & T	LMCC		DB	DC	H & W
					Employer Contrib.	Employee Deduc.			
40	17.30	3%	0	0	0	0	0	0	10.76
50	21.63	3%	0.5%	0.98	0.38	0.05	4.05	2.60	10.76
60	25.95	3%	0.5%	0.98	0.38	0.05	4.85	3.12	10.76
70	30.28	3%	0.5%	0.98	0.38	0.05	5.66	3.64	10.76
85	36.76	3%	0.5%	0.98	0.38	0.05	6.88	4.42	10.76

(Above figures are based on \$43.25 Journeyman Wireman T.S.E. Rate)

**ZONE B**

**LABOR BULLETIN**

**TRAFFIC**

**LABOR BULLETIN**

LOCAL UNION #477, IBEW - SOUTHERN SIERRAS CHAPTER, NECA  
San Bernardino, Inyo and Mono Counties, California  
Intelligent Transportation Systems – June 1, 2020 – May 30, 2021

**WAGES:**


CLASSIFICATION:	<u>6/1/2020</u>
GENERAL FOREMAN (1.226 x Journeyman T.S.E. Wireman Rate)	\$71.41
FOREMAN (1.113 x Journeyman T.S.E. Wireman Rate)	64.83
JOURNEYMAN T.S.E.	58.25
JOURNEYMAN T.S.E. while acting as Cable Splicer (Journeyman T.S.E. Wireman's rate plus \$1.50)	59.75
*JOURNEYMAN T.S.E. WHEN WELDING (Journeyman T.S.E. rate plus \$1.50)	59.75
Transportation Systems Technician (.75 x Journeyman T.S.E. Wireman's Rate)	43.69


**EMPLOYER CONTRIBUTIONS:**

EDUCATION AND TRAINING TRUST:	1.08
DEFINED BENEFIT:	8.09
DEFINED CONTRIBUTION:	5.20
HEALTH AND WELFARE:	10.76
NATIONAL ELECTRICAL BENEFIT FUND (NEBF):	Three percent (3%) of Gross Labor payroll
NATIONAL ELECTRICAL INDUSTRY FUND (NEIF):	One percent (1%) of Gross Labor Payroll (NECA Members only)
*LABOR MANAGEMENT COOPERATION COMMITTEE FUND (LMCC):	.48 Employee deduction .05
ADMINISTRATIVE MAINTENANCE FUND (AMF):	(.5) Five-tenths of one percent (1%) of Gross Labor Payroll

**EMPLOYEE DEDUCTIONS:**

UNION WORKING DUES	5%
--------------------	----

  
\_\_\_\_\_  
Jason Eshelman, Business Manager  
Local Union 477, IBEW

  
\_\_\_\_\_  
David A. Shankle, Executive Vice President  
Southern Sierras Chapter, NECA

\*T.S.E. = Transportation Systems Electrician

**ZONE B**

**\*APPRENTICE CLASSIFICATION\***

**TRAFFIC**

Local # 477

June 1, 2020 – May 30, 2021

<u>%</u>	<u>Wage</u>	<u>NEBF</u>	<u>AMF</u>	<u>E &amp; T</u>	<u>LMCC</u>		<u>DB</u>	<u>DC</u>	<u>H &amp; W</u>
					<u>Employer Contrib.</u>	<u>Employee Deduc.</u>			
40	23.30	3%	0	0	0	0	0	0	10.76
50	29.13	3%	0.5%	1.08	0.48	0.05	4.05	2.60	10.76
60	34.95	3%	0.5%	1.08	0.48	0.05	4.85	3.12	10.76
70	40.78	3%	0.5%	1.08	0.48	0.05	5.66	3.64	10.76
85	49.51	3%	0.5%	1.08	0.48	0.05	6.88	4.42	10.76

(Above figures are based on \$58.25 Journeyman Wireman T.S.E. Rate)